

Storytelling With Data

**Is communication important
for applied analytics?**

Becoming a group, introductions

Name

Experience

Idea or thing of interest

Meeting your professor



Scott Spencer

Columbia University

Faculty, Lecturer, Alumnus

Teaching and Research

Communicating uncertainty

Writing monograph and literature review on quantitative persuasion amid uncertainty.

Developing generative models

Building Bayesian, generative models to enable decision-making in complex fields such as sports performance.

Doctor of Jurisprudence

Honors in research and writing

Focus — analysis

Master of Science

Sports Management

Focus — data science analytics

Won, SABR analytics competition

Bachelor of Science

Chemical Engineering

Focus — numerical methods,
statistical process control

Consultant, Data Scientist

Professional sports

Major-league baseball research and development for player performance and manager decision-making

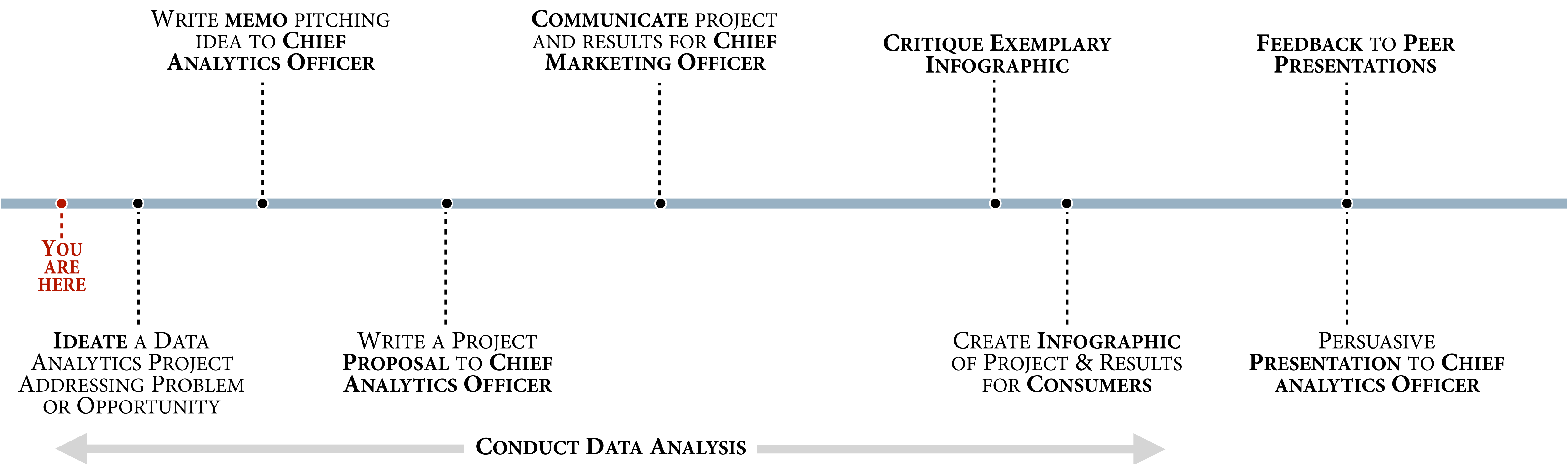
Data for good

Bayesian, generative modeling the geospatial and temporal impact of sea level rise on property values

A course objective, we want to maximize:

$$p(\text{persuasion} \mid \begin{matrix} \text{objectives} \\ \text{audience} \\ \text{data} \\ \text{analysis} \\ \text{storytelling} \end{matrix})$$

Conceptual project timeline



Building your persuasive portfolio, in this course

AS YOUR ULTIMATE PERSUASIVE TOOL, your **portfolio** is the single most important design exercise of your academic and professional career.

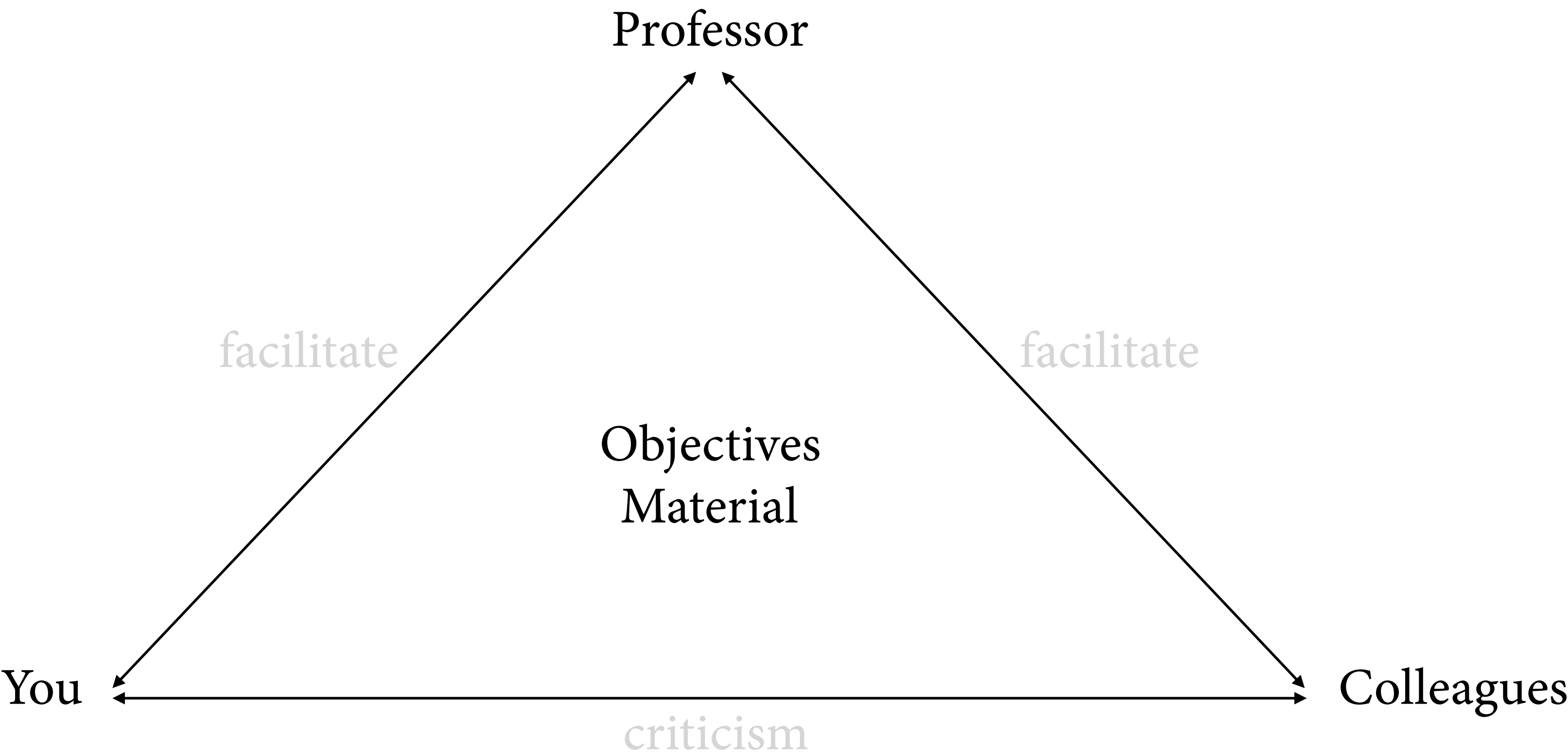
— Margaret Fletcher, 2017. *Constructing the Persuasive Portfolio*

*Active learning, this course is your **springboard***

AN ACTIVE LEARNER asks questions, considers alternatives, questions assumptions, and even questions the trustworthiness of the author or speaker. An active learner tries to generalize specific examples, and devise specific examples for generalities.

An active learner doesn't passively sponge up information — that doesn't work! — but uses the readings and lecturer's argument as a **springboard** for critical thought and deep understanding.

Active learning, as a group



The analysis of the merits and weaknesses of a work supported by well-developed theories.

Yes, and ...

When reviewing someone else's work, **center yourself on the purpose you both agree upon**, such as clarity, accuracy, or correctness. Structure the review.

Provide a global assessment, to place further comments in proper perspective. Point out weaknesses, to prompt improvements, but also strengths, to encourage the authors' willingness to revise the document and learn.

Your criticism should be in the form of applying the language and concepts we study.



Motivation, questioning the readings

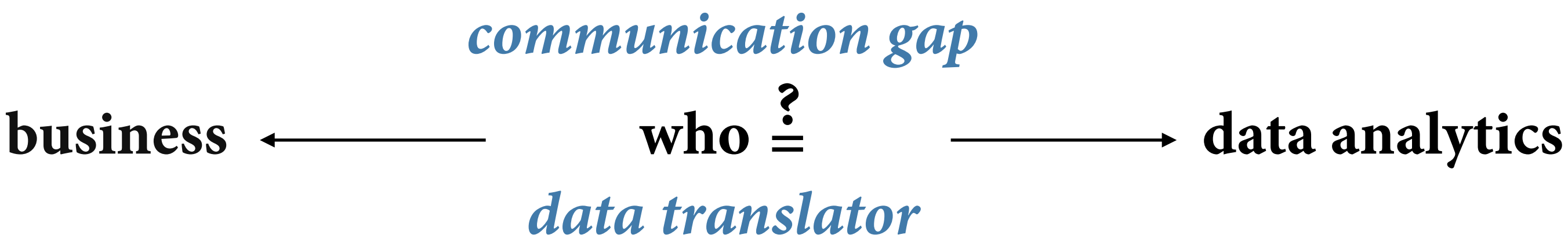
Companies need data translators

MIT Sloan Management Review's audience: "37% of MIT SMR readers work in top management, while 72% confirm that MIT SMR generates a conversation with friends or colleagues."



The three authors are professors and consultants focusing on sports management.

Motivation, questioning the readings



Brady, Chris

Data Science & the Art of Persuasion

“Harvard Business Review readers have power, influence, and potential. They are senior business strategists who have achieved success and continue to strive for more. Independent thinkers who embrace new ideas. Rising stars who are aiming for the top.”

Scott is senior editor at Harvard Business Review.



Berinato, Scott

Motivation, questioning the readings

Qualities in an analytics team

project management
data wrangling
data analysis

subject expertise
design
storytelling



Berinato, Scott

What makes humans unique? *Persuasive stories.*

Sapiens. A brief history of humankind.

The truly unique feature of our language is ... the ability to transmit information about things that do not exist at all.

Telling effective stories is not easy. The difficulty lies not in telling the story, but in convincing everyone else to believe it...



What are *data* stories?



Andrews, R.J.



Examples, data stories?

Storytelling with data

Her audience: "anyone who needs to communicate something to someone using data."



The author is a consultant focused on visual displays. Her experience arose from human resources in Google where she applied theory learned as a student of Yale's Edward Tufte.

Please approve the hire of 2 FTEs

to backfill those who quit in the past year

Ticket volume over time



Data source: XYZ Dashboard, as of 12/31/2014 | A detailed analysis on tickets processed per person and time to resolve issues was undertaken to inform this request and can be provided if needed.



Examples, data stories?



Exercise 1.1 (Research possible projects). Research potential projects interesting to you. Identify a problem that an entity faces, or an opportunity they may not have fully explored. Locate publicly available data. Consider for what questions the data are potentially relevant to the problem or opportunity.

References

Andrews, R J. *Info We Trust: How to Inspire the World with Data*. Wiley, 2019.

Berinato, Scott. “*Data Science & the Art of Persuasion*.” Harvard Business Review, December 2018, 1–13.

Brady, Chris, Mike Forde, and Simon Chadwick. “*Why Your Company Needs Data Translators*.” MIT Sloan Management Review, March 2017, 1–6.

Doumont, Jean-Luc. *Trees, Maps, and Theorems. Effective Communication for Rational Minds*. Principiæ, 2009.

Fletcher, Margaret. *Constructing the Persuasive Portfolio: The Only Primer You’ll Ever Need*. New York: Routledge, Taylor & Francis Group, 2017.

Harari, Yuval Noah. *Sapiens: A Brief History of Humankind*. London: Harvill Secker, 2014.

Knafllic, Cole Nussbaumer. *Storytelling with Data. A Data Visualization Guide for Business Professionals*. Wiley, 2015.

Ing, Microsoft, Tu Delft, and Mauritshuis. “*The Next Rembrandt*.” The Next Rembrandt, April 2016. <https://www.nextrembrandt.com>.

Watzlawick, Paul, Janet Beavin Bavelas, and Don D Jackson. *Pragmatics of Human Communication: A Study of Interactional Patterns, Pathologies and Paradoxes*. W. W. Norton & Company, 2017.